


Product specification sheet Metacon-Next

RGS EW 60

fire rated roller shutter



FEATURES

Tested according	EN 1634-1
Classified according	EN 13501-2
CE marked according	EN 13241, EN 16034
Fire classification according EN 13501-2	EW 30, EW 60
CE certificate number	1812-CPR-1736
Min. dimensions (opening measures)	width 800 mm, height 500 mm, opening $\pm 0,4$ m ²
Max. dimensions (opening measures)	width 9.000 mm, height 9.000 mm, opening ± 70 m ²
Cycles max. per day	5 cycles (version with chain wheel motor) 1 cycle (version with tubular motor)
Cycle test	C2 (> 10.000 cycles) (chain wheel motor) C1 (> 500 cycles) (tubular motor)
Opening speed	± 90 mm/sec
Closing speed	± 90 mm/sec

RGS EW 60

Slats

Height	100 mm
Thickness	22 mm
Weight	22,5 kg/m ²
Material	shells galvanized steel, fire-resistant filling

Side guides

Measures	width 130 or 160 mm per side, depth 55 mm
Material	galvanized steel

Consoles/brackets

Types	UNP S-80, S-100 (version with chain wheel motor) square 350, 400, 450, 500, 550 mm (version with tubular motor)
Material	electro galvanized (UNP consoles) galvanized steel (square plate consoles)

Safety

Safety	safety catch device
--------	---------------------


Installation surfaces

Permitted installation substrates	aerated concrete, sand-lime brick, concrete, masonry, fire-resistant steel construction
-----------------------------------	--

OPTIONS

Indoor/outdoor application possible	yes
Wind class	till wind class 5 (> 1.000 Pa)
Cover box, galvanized, for roll and motor	yes
Optional color parts by coating	various RAL, NCS, Sikkens colors (gloss level \pm 40%, layer thickness 80 to 100 μ)
Optional parts in stainless steel	INOX 304 or 316; only side guides, cover box

OPERATION (chain wheel motors and control box)



Self-closing chain wheel motors

Choice in type of limit switch

Control box

Required power supply

Cable length between control box and motor

Maximum cycles per day

Standard

Optional

Accumulator/batteries

Signaling

External switches

GFA FSN 15.20, FSN 25.20, FSN 50.20, FSN 110.18

DES (digital, most common), NES (mechanical)

Metacon-Next FirePro V4

3N~400 Vac +/- 10%, 50/60 Hz

3, 5, 7, 9, 11, 15, 25 meters

25 cycles

deadman's mode (hold switch, release to stop the door)

automatically operated (takeover contact), possible in conjunction with a set of light curtains

integrated battery in control box, prevents automatic closing in case of power failure, depending on condition of batteries ± 4 hours

optical (LED) / acoustic (85 dB) signal integrated in control cabinet

push button switch up-down

key switch up-down

hand-held transmitter, 2-4 channel

RGS EW 60

Specifications of GFA FSN motors


	FSN 15.20	FSN 25.20	FSN 50.20	FSN 110.18
Rated torque	150 Nm	250 Nm	500 Nm	1100 Nm
Drive speed (min ¹)	20 rpm	20 rpm	20 rpm	18 rpm
Limit switch range	20 (60)			
Connection voltage	3~230 / 400 V			
Connecting power	0,30 kW	0,45 kW	0,90 kW	1,10 kW
Locking torque	15 Nm	15 Nm	22 Nm	30 Nm
Operating current	1,5 A	2,0 A	2,7 A	4,1 A
Operating frequency	50 Hz			
Shaft diameter	25 mm	30 mm	40 mm	50 mm
Max. cycles per hour	14	12	11	10
Power cable	5 x 1.5 mm ²			
Fuse	10 A (slow)			
Protection class	IP 54			
Operating temperature	- 10 °C ... + 40 °C			
Measures (w x d x h)/mm	167 x 558 x 340	210 x 651 x 382	257 x 750 x 408	320 x 897 x 464
Weight	26 kg	45 kg	70 kg	105 kg

Specifications control box Metacon-Next FirePro V4

type	specification
Weight	10 kg
Measures (w x d x h)	300 mm x 150 mm x 400 mm
Electricity consumption	max. 2.2 kW
Power supply	3N~400Vac +/- 10%, 50/60 Hz 3~230Vac +/- 10%, 50/60 Hz 1N~230Vac +/-10%, 50/60 Hz
Fuse	max. 6.3 A slow
Engine power	max. 2.2 kW
Power	max. 8.3 A
Brake	24 Vdc
Control voltage	24 Vdc
Control current	300 mA
External power supply	24 Vdc
Power external power	500 mA max
Relay outputs	potential-free changeover contacts
Load	max. ohmic load = 1 A / max. inductive load = 1 A
Battery	voltage, 12 Vdc / capacity, 5.2 Ah / lwxh, 90 x70 x 106 mm / brand, CSB battery / type, HR1221W / weight, 1.8 kg / technology, AGM
Protection class	IP 40
Ambient temperature	+ 5 °C ... + 40 °C
Relative humidity	max. 93% (non-condensing)
Vibration	vibration-free mounting (e.g. masonry wall)

RGS EW 60

OPERATION (tubular motors and control box)



Self-closing tubular motors

Control box

Required power supply

Cable length at tubular motor

Cable length at control box

Maximum cycles per day

Standard

Batteries

Signaling

External switches

Becker XL 60, XL 120, XL 200 - SIMU T8300/8F

Metacon-Next MO 710 AZFNZNBW

1N~230 Vac

2.700 mm

1.500 mm

2 cycles

deadman's mode (hold switch, release to stop the door)

integrated batteries in the control box for backup system

signals

externally connectable optical (white/red) / acoustic (100

dB) signals

push button switch up-down

key switch up-down

RGS EW 60

Specifications tubular motors Becker, SIMU

	Becker XL 60	Becker XL 120	Becker XL 200	SIMU T830/8F
Rated torque (Nm)	60	120	200	300
Drive speed (min ¹)	11	11	3	8
Limit switch range	36 revolutions			21 Rev.
Connection voltage	230V AC / 50Hz			
Connecting power (W)	265	435	435	855
Rated current consumption (A)	1,2	1,9	1,9	3,9
Protection class	IP 44			
Motor cable	3 mtr. 7 cores			1 mtr. 10 cores
Operating temperature	Between -10°C and +40°C			+5°C and +40°C

Specifications of the Metacon-Next MO 710 AZFNZNBW control box

type	specification
Dimensions housing	300 x 230 x 90mm (l x w x h)
Dimensions print / circuit board	144,5 x 133 mm (l x w)
Power consumption in standby at 230V-50Hz.	± 1 Watt calculated with ZS7 receiver and display, excluding any externally connected loads
Mains voltage	230 Vac ± 10%, 50 Hz
Weight print without housing	250 grams
Storage temperature	- 20 °C to + 70 °C
Operating temperature	- 10 °C to + 50 °C
Relative humidity	max. 95% non-condensing
Connected load motor	one 230V AC motor max. 10A, a 230V motor reversing relay for a three-phase motor or a relay box with 230V coils
Protection class	with G503 grommets IP67, with PG grommets IP65
Voltages available for external users	12Vdc - 100 mA and 24Vdc - 200 mA
Current measurement at the motor output	< 3mA is not detected, > 6mA is detected. Max. permissible motor current 10A at 230V.
Noise exposure in free air	< 70 dB (A)
Terminating resistor protections	8.2 kΩ ± 5% for fuses with resistance measurement
Voltage measurement at the transmitter and receiver signals of a Fraba safety device with light transmission in the rubber profile	5V ± 10%, 500Hz to 2000Hz, 40% to 60% if no object is detected